

[goo.gl/TY3N3g](http://goo.gl/TY3N3g)

Personalized  
Learning  
Summit  
2017



# Voice and Choice: Using Interactive Playlists and Choice Boards in a Blended Learning Environment

---

Steve Morris, PL Support Riverside USD

@merc\_morris

@edelements

[bit.ly/PLSWorkshopSurvey](http://bit.ly/PLSWorkshopSurvey)

#PLSummit


# HELLO!



## I'm Beyonce

Feel free to tweet out to my 40 million followers!  
[@EdElements](#) [@merc\\_morris](#) [#rusdlearns](#)

# HELLO!



**I'm Steve Morris**

PL Support, Riverside USD

[smorris@rusdlearns.net](mailto:smorris@rusdlearns.net)


**Feel free to tweet out as we go!**

**@EdElements @merc\_morris #rusdlearns**

# 25 Years of Teaching



I had hair  
It had color  
and...  
I shrunk!





# The Why

Leveraging your time to allow for small group instruction.

Giving students ownership of their learning (voice/choice)




Intentional, Goal Driven, Data Driven



# The Match Game

DOK Levels according to TV Game Shows  
Which one is which?





# Choice Boards

Keeping it simple at the beginning



# Components (this is not only the title, but a link, too!)

Directions (make very clear)

**TITLE**  
**TOPIC**

Standard/Essential Question:

Directions: Complete a TIC TAC TOE (across, up/down, or diagonal). The only rule is your TIC TAC TOE must go through the center box. Once you have finished all 3, turn in your work below.

👉 DOK 1	👤 DOK 2	👤 DOK 2
👤 DOK 2	🍀 DOK 3/4	👉 DOK 1
👉 DOK 1	👤 DOK 2	🍀 DOK 3

9 activities based on [DOK](#) levels

3x3 Grid

Videos

**HELPFUL VIDEOS (LINKS HERE)**

**TURN IN YOUR WORK HERE**

Google Form Link Here

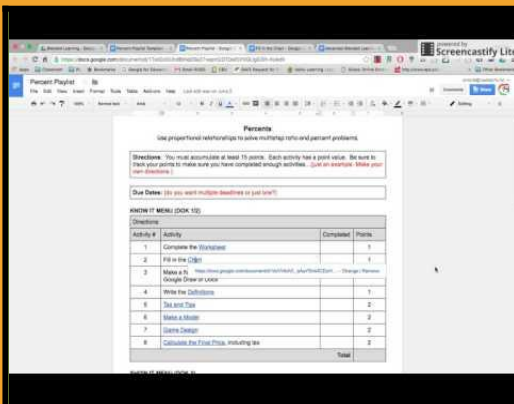
Collection of work

#PLSummit

## Directions:

For this Choice Board, you and/or your team will pick the three activities that you would like to complete. If the link is blue, the activity will involve an article. The red links are linked to a Google Doc where you will post your answers. Each activity will involve a response from you.

**\*\*You will need to be in "Present" mode.**



[Designing a Playlist](#)

## [LP and PLP Article](#)



[Differences](#)

## Your Choice!

Find a [YouTube](#) video or an article on one of the Five Design Elements of Personalized Learning that interests you and paste your link on this [Google Form](#). Write a short summary on it.

## [Know Your Students](#)



[Survey Questions](#)



[Be More Dog](#)



[Math Stations](#)



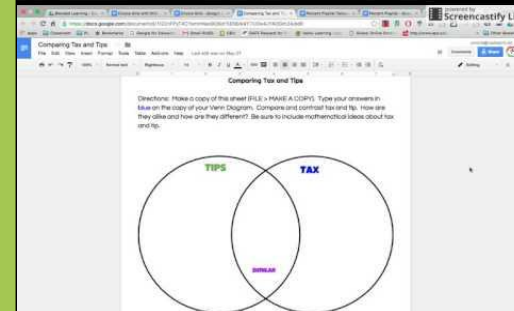
[Flexible Environment](#)

## [How I Blended My Math Class](#)



[Let's Recap](#)

Class Code: ugbfap



[Designing a Choice Board](#)



# Interactive Playlists

# Components (this is not only the title, but a link, too!)

Directions (make clear)

**Title**

Standard/Essential Question

Make the point total > the point total of the DOK 1/2 's.

**Directions:** You must accumulate at least **15 points**. Each activity has a point value. Be sure to track your points to make sure you have completed enough activities...*(just an example. Make your own directions.)*

**Due Dates:** *(do you want multiple deadlines or just one?)*

## SKILLS AND CONCEPT (DOK 1/2)

Activity #	Activity	Completed	Points
1			1
2			1
3			1
4			1
5			2
6			2
7			2
	Skills and Concept Assessment (Google Form)		
<b>Total</b>			

All activities based on [DOK](#) levels. Skills and Concepts (DOK 1 and 2); Strategic Thinking (DOK 3), and Extended Strategic Thinking (DOK 4).

## STRATEGIC THINKING (DOK 3)

Activity #	Activity	Completed	Points
9			3
10			3

3  
S  
e  
c  
t  
i  
o  
n  
s

**EXTENDED THINKING (DOK 4)**

Activity #	Activity	Completed	Points
12			4
13			4
14			4
	Extended Thinking Assessment (Google Form)		
<b>Total</b>			

Optional, but recommended

**ASSESSMENTS**

**TEACHER STOP**

Level	Score		Date	Signature
<b>Total</b>				

**YOUR OVERALL SCORE**

<b>Total Activity Points</b>	
<b>Quiz Points</b>	
<b>Your Total Score</b>	

Place helpful YouTube links here. Will help with students who like to interrupt you as you are working with a small group!

**HELPFUL VIDEOS (PLACE LINKS HERE)**

Collect work here on a Google Form

**TURN IN YOUR WORK HERE**

Google Form Link Here

# Things to Think about...

- ✗ One Size does not fit all
- ✗ Not only when...but what, too (Choice...and Voice)
- ✗ Learning Styles
  - ✗ Visual
  - ✗ Auditory
  - ✗ Kinesthetic
- ✗ Think about adding some collaborative activities.
- ✗ Modeling
- ✗ Power? Yep, got to give some up.
- ✗ Yeah, it takes time, but...



# Just Start!

Guaranteed it will not be perfect at first...so what!



# You're the Student!



# Directions

- ✘ Go to this [link](#)
- ✘ Follow the directions
- ✘ Need help? Just ask me!

# Resources

## Website, Templates

- ✘ [CB & PL Website](#)
- ✘ [Webb's DOK](#) (great examples for DOK 1-4)
- ✘ [DOK Chart](#)
- ✘ [DOK Flowchart](#)
- ✘ [Playlist Template](#)
- ✘ [Choice Board Template](#)

## Examples

- ✘ [Choice Board w/DOK](#)
- ✘ [Choice Grid Example with links](#)
- ✘ [Percent Playlist](#)
- ✘ [Math 1 Playlist](#)
- ✘ [PBL Playlist](#) (for PD)
- ✘ [ELA Choice Board](#)
- ✘ [SS Choice Board](#)
- ✘ [Elem Math Choice Board](#)
- ✘ [WWI Playlist](#)

# THANK YOU

[bit.ly/PLSWorkshopSurvey](https://bit.ly/PLSWorkshopSurvey)

[My Evaluation](#)